

CONTECH[®] offers complete range of crane scales
for every application.....

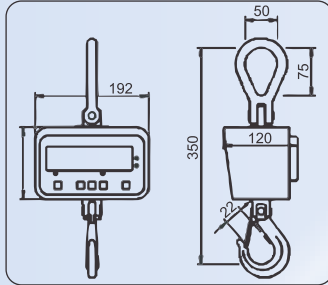


CONTECH[®]
Instruments Ltd.
AN ISO 9001-2008 COMPANY

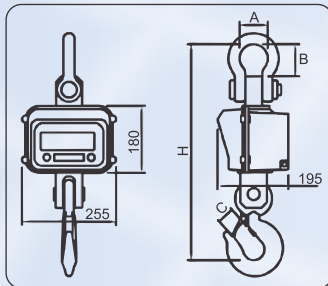
Where innovation never stops...

STANDARD CRANE SCALES

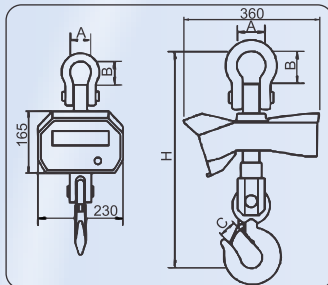
- ◆ Rugged aluminum diecast enclosure for Models upto 20 ton.
- ◆ Steel heavy duty enclosure for Models above 20 ton.
- ◆ 25 mm height LED display for Models upto 20 ton & 38 mm height above 20 ton.
- ◆ Maximum safety overload 200%.
- ◆ Inbuilt sealed maintenance free re-chargeable battery and Battery charger (Optional)
- ◆ Infrared remote keypad, operating distance 10 mtr (Optional)
- ◆ RS-232 Interface (Optional)
- ◆ Multiple print options with Sr. No, Date, Time & Weight in horizontal / vertical mode.
- ◆ Date & Time entry facility.
- ◆ Multiple weighing units.
- ◆ Storage of weights in memory upto 100 samples.
- ◆ Power saving by switching off the display.
- ◆ Automatic zero tracking.
- ◆ Software linearity correction.
- ◆ Display hold facility.
- ◆ Gross & Net Weight function.



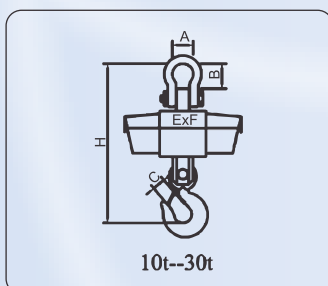
MODELS	CAPACITY	ACCURACY	NET WT. (Kg)
CCS-500K100	500Kg	100g	4.2
CCS-1T200	1000Kg	200g	4.2



MODELS	CAPACITY	ACCURACY	DIMENSION				NET WT. (Kg)
			H	A	B	C	
CCS-2T500	2 ton	500g	465	56	65	25	12
CCS-3T1K	3 ton	1Kg	495	56	65	32	13
CCS-5T2K	5 ton	2Kg	595	72	90	36	18
CCS-10T5K	10 ton	5Kg	660	90	110	50	29

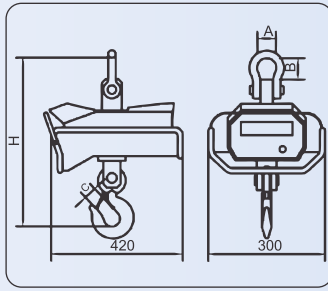



MODELS	CAPACITY	ACCURACY	DIMENSION				NET WT. (Kg)
			H	A	B	C	
CCS-15T5K	15 ton	5Kg	920	140	230	60	67
CCS-20T5K	20 ton	5Kg	980	140	230	70	75



MODELS	CAPACITY	ACCURACY	DIMENSION				E x F	NET WT. (Kg)
			H	A	B	C		
CCS-30T10K	30 ton	10Kg	1110	160	260	90	500x310	156
CCS-40T20K	40 ton	20Kg	1200	180	220	110	440x410	235
CCS-50T20K	50 ton	20Kg	1310	200	270	110	440x410	280

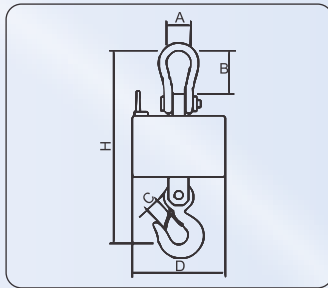
CRANE SCALES with Heat Insulating Shield



MODELS	CAPACITY	ACCURACY	DIMENSION				NET WT. (Kg)
			H	A	B	C	
CCH-1T200	1 ton	200g	465	56	65	25	26
CCH-2T500	2 ton	500g	490	56	65	32	30
CCH--3T1K	3 ton	1Kg	570	72	90	36	36
CCH-5T2K	5 ton	2Kg	640	90	110	50	42
CCH-10T5K	10 ton	5Kg	920	140	230	60	77
CCH-15T5K	15 ton	5Kg	980	140	230	70	85

- ◆ Special construction for high temperature shielding.
- ◆ Minimum distance for normal operation is 2 mtr from a heat radiation source at 1500° C.
- ◆ Heavy duty aluminum diecast enclosure.

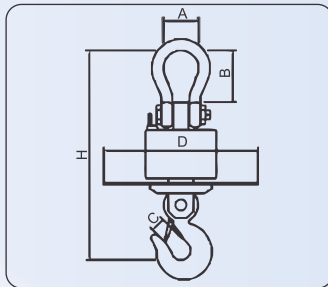
CRANE SCALES with Wireless Transmission



MODELS	CAPACITY	ACCURACY	DIMENSION					NET WT. (Kg)
			H	A	B	C	D	
CCW-5TK2K	5 ton	2Kg	595	72	90	36	270	33
CCW-10T5K	10 ton	5Kg	690	90	110	50	270	42
CCW-20T5K	20 ton	5Kg	930	140	230	70	320	87
CCW-30T10K	30 ton	10Kg	1110	160	260	90	350	155
CCW-40T20K	40 ton	20Kg	1200	180	220	110	420	220
CCW-50T20K	50 ton	20Kg	1310	200	270	110	420	265

- ◆ Heavy duty steel enclosure.
- ◆ Wireless transmission maximum operating distance from the Indicator is 100 mtr.
- ◆ Graphical backlite LCD display in the Indicator.
- ◆ Real Time Clock (Optional).

CRANE SCALES with Wireless Transmission & Heat Insulating Shield



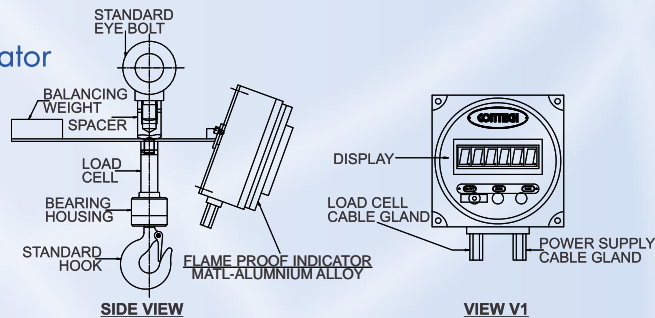
MODELS	CAPACITY	ACCURACY	DIMENSION					NET WT. (Kg)
			H	A	B	C	D	
CCWH-5T2K	5 ton	2Kg	700	90	110	50	600	58
CCWH-20T5K	20 ton	5Kg	1110	160	260	90	700	180
CCWH-30T10K	30 ton	10Kg	1200	180	220	110	800	250

- ◆ Special construction for high temperature shielding.
- ◆ Minimum distance for normal operation is 2 mtr from a heat radiation source at 1500°C.
- ◆ Wireless transmission maximum operating distance from the Indicator is 100 mtr.
- ◆ Graphical backlite LCD display in the Indicator.
- ◆ Real Time Clock (Optional).

OPTIONAL ACCESSORIES

◆ Crane scale with Flameproof Indicator

- ◆ Crane scale with Flameproof Indicator is provided in a Cast Aluminium construction in compliance with requirements in respect of flameproofness and temperature class suitable for use in Zone 1 & Zone 2 and gas groups IIA & IIB atmospheres. Certified by Central Institute of Mining & Fuel Research, Govt. of India.
- ◆ Loadcell connection through Zenner Barrier.




◆ Remote Keypanel

- ◆ Infrared remote key panel.
- ◆ Operating distance 10 mtr.



◆ Auxiliary Large Panel Display

- ◆ Large size digit in high bright red LED for long distant viewing.
- ◆ Wired and wireless options available.



Where innovation never stops...



State Of The Art Manufacturing Plant

Plot No. EL-221 TTC Indl. Area, MIDC (Electronic Zone), Mhape, Navi Mumbai-400 701.

CONTECH INSTRUMENTS LTD.

301, Punit Indl. Premises, Turbhe Naka, Navi Mumbai - 400 705.

Tel. : +91 22 2761 1176 / 77 / 78 / 79 / 80, 2761 8431

3245 9901 / 02 / 06 / 18 **Fax :** +91 22 2761 8421

E-mail: info@contechindia.in / sales@contechindia.in

Website: www.contechindia.com